

If you have any questions, please contact me at jamie@teachmommyteach.com

Thank you for downloading!

You May:

- use these resources in your own home or classroom for non-commercial use.
- print as many copies as you would like.
- share the website link, <https://teachmommyteach.com/>, where this printable can be found, so that others can download the file.

You May NOT:

- sell, give away, or share a printed copy. Each person should download separately and print.
- print out a copy for multiple teachers, as in an entire school, co-op, or other group. Each teacher should download separately and print.
- link directly to the pdf. Instead, link to the page on <https://teachmommyteach.com/> or <https://teacherspayteacher.com/> where you found the download.
- claim this or any part of this printable as your own.
- alter this printable and claim it as your own.
- host any of the files on your personal or other websites that can be shared with others.
- Upload this resource to any file sharing sites

Credits!! Thank you Speaking of Images and Open Clipart!



<https://www.teacherspayteachers.com/Store/Speaking-Of-Images>



<https://openclipart.org/>

First Stories Book 7: The Band


Pre-Reading Worksheets



Your child will practice *CVC* words and a *CVCC* word, *band*. Your child will also practice the high frequency word, *saw*.

Name: _____

Read the two words below. Cut out the graphemes (letters) below. Then match the graphemes (letters) to the pictures of the mouths saying the words, and glue. Write the words on the handwriting lines.

r	a	p	t	a	p
---	---	---	---	---	---




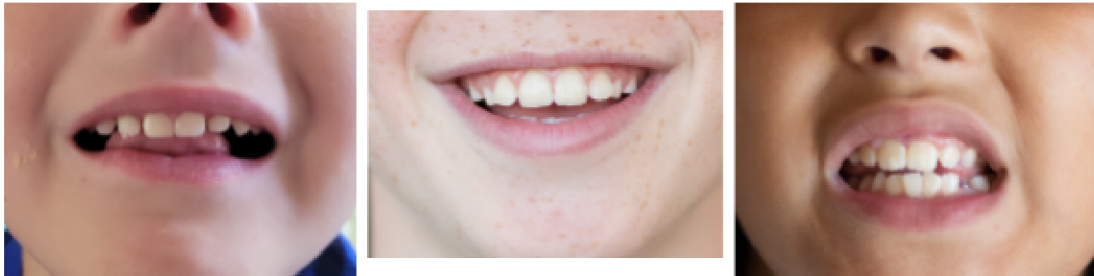






Name: _____

Read the two words below. Cut out the graphemes (letters) below. Then match the graphemes (letters) to the pictures of the mouths saying the words, and glue. Write the words on the handwriting lines.

l	i	d	h	i	t
---	---	---	---	---	---





Name: _____

Match the word to the picture.


jug



pot



band



box



Read the short story below. Color the picture.

The tot is in the band. The tot can hit the
box. The tot can pat the pot. Rap! Tap! Rap!
Tap! The tot is in the band!

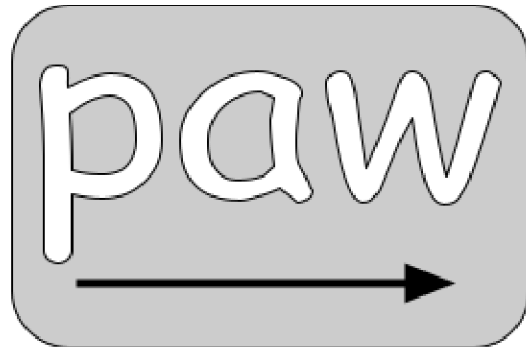



Name: _____

Let's practice saying the 'aw sound.' Look at the picture of the mouth below.
Practice saying the 'aw sound.'



Practice reading the words below.


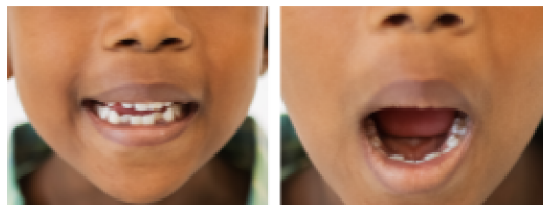


Name: _____

Let's practice the high frequency word SAW. Help the tot find his pot by following the word SAW through the maze.

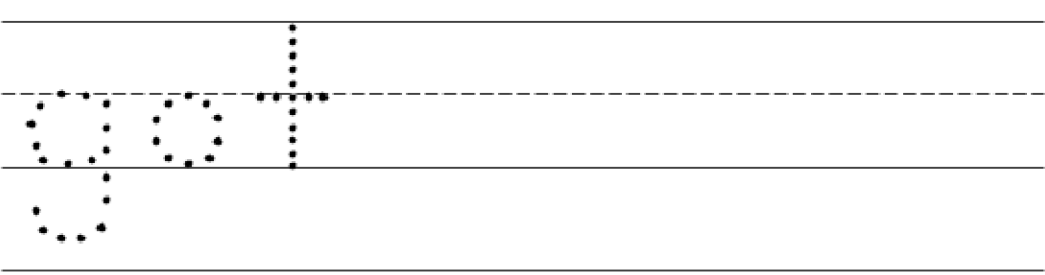

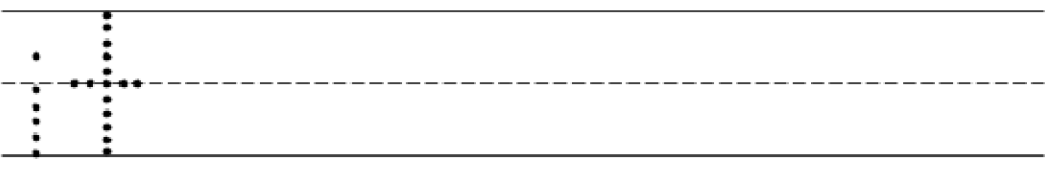
saw	paw	sew	sat	tot	was	was			
saw	So	saw	saw	saw	paw	see	was	was	
saw	maw	saw	sat	saw	law	so	was	was	
saw	saw	saw	pot	saw	got	got	got	was	was
saw	saw	rap	pot	saw	so	so	cot	saw	saw
saw	saw	my	tot	saw	so	so	cot	saw	saw
raw	saw	saw	saw	so	row			saw	saw
tow								saw	saw
foe	saw	saw	saw	saw	saw	saw		saw	saw

Let's practice the high frequency word SAW. Cut and paste the graphemes (letters) under the correct picture of the mouths to create the word, SAW. How many sounds (phonemes) are in the word, SAW? How many letters are in the word, SAW?



Name: _____

Read each high frequency word. Copy each word.

Read each word. Match the rhyming words.

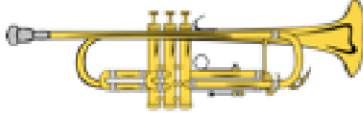
pot	rap
tap	hit
it	and
band	got

First Stories Book 7: The Band

Extra Practice Post-Reading Worksheets


Name: _____

Read the following story with the help of a grown-up.

The band has a  .

The band has a  .

The band has a  .

The band has a  .

Tap, tap, rap, rap, hum, hum!

The band will play Hot Cross Buns!

First Stories Book 7: The Band


Answers Pre-Reading Worksheets

Your child will practice *CVC* words and a *CVCC* word, *band*. Your child will also practice the high frequency word, *saw*.

Name: **Answers**


Read the two words below. Cut out the graphemes (letters) below. Then match the graphemes (letters) to the pictures of the mouths saying the words, and glue. Write the words on the handwriting lines.

r a p t a p



r a p

rap



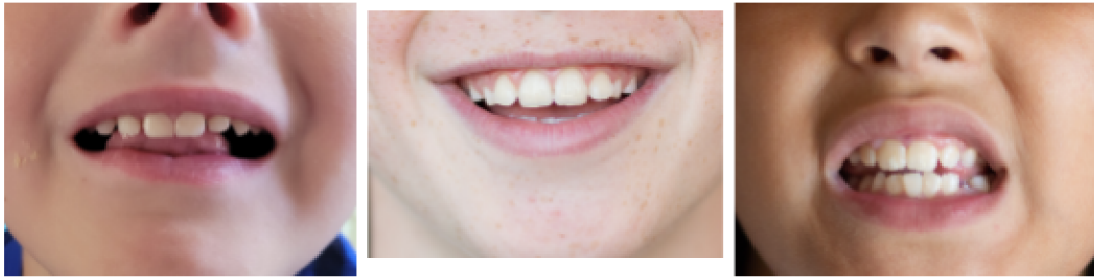
t a p

tap

Name: **Answers**


Read the two words below. Cut out the graphemes (letters) below. Then match the graphemes (letters) to the pictures of the mouths saying the words, and glue. Write the words on the handwriting lines.

l	i	d	h	i	t
---	---	---	---	---	---



l	i	d
---	---	---

lid



h	i	t
---	---	---

hit

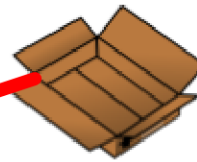
Name: _____ **Answers** _____
Match the word to the picture.

jug

pot


band

box



Read the short story below. Color the picture.

The tot is in the band. The tot can hit the box. The tot can pat the pot. Rap! Tap! Rap! Tap! The tot is in the band!



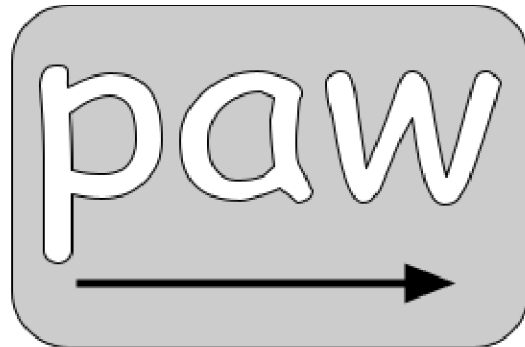

Answers

Name: _____

Let's practice saying the 'aw sound.' Look at the picture of the mouth below.
Practice saying the 'aw sound.'



Practice reading the words below.



Answers

First Stories Book 7: The Band

Name: _____

Read each high frequency word. Copy each word.

A handwriting practice box containing three rows of the words 'got', 'saw', and 'it'. Each row shows a dotted version of the word for tracing followed by a solid red version. The words are written on a set of three horizontal lines: a solid top line, a dashed middle line, and a solid bottom line.

Read each word. Match the rhyming words.

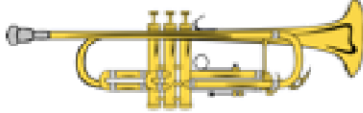
A matching activity with two columns of words. The left column contains 'pot', 'tap', 'it', and 'band'. The right column contains 'rap', 'hit', 'and', and 'got'. Red lines connect 'pot' to 'got', 'tap' to 'hit', 'it' to 'and', and 'band' to 'rap'.

First Stories Book 7: The Band

Answers Extra Practice Post-Reading Worksheets


Name: Answers

Read the following story with the help of a grown-up.

The band has a .

The band has a .

The band has a .

The band has a .

Tap, tap, rap, rap, hum, hum!

The band will play Hot Cross Buns!